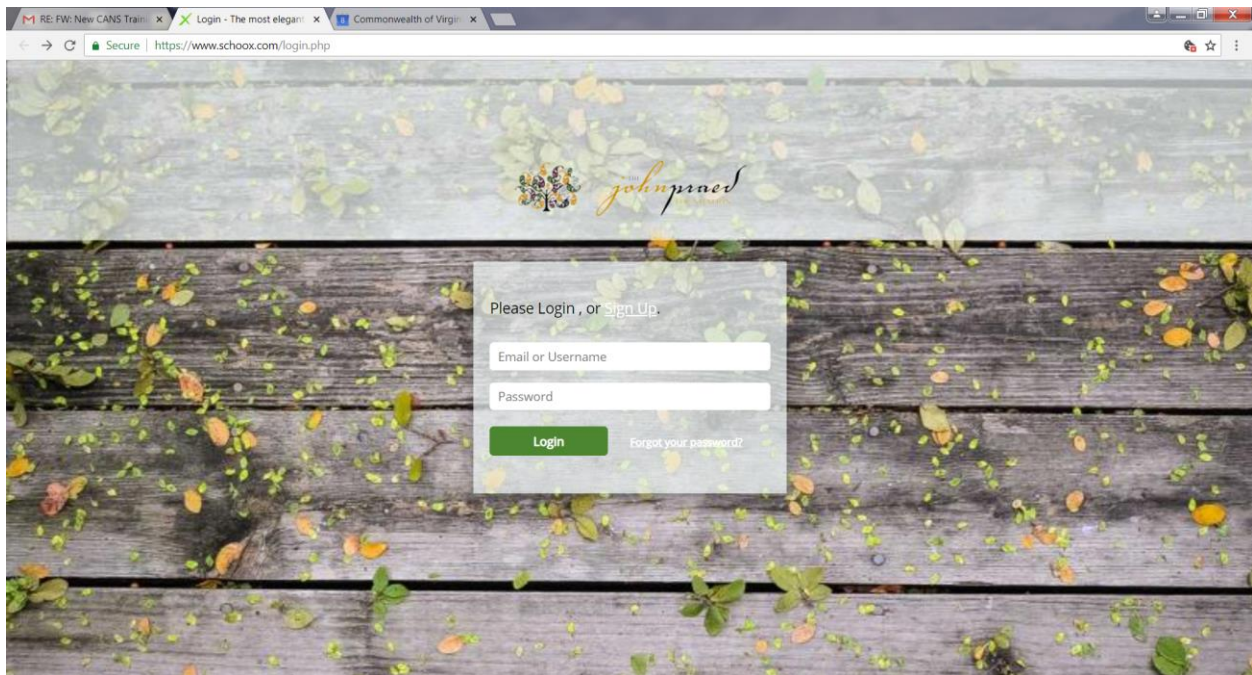


***Instructions for New Users (who were NOT previously certified on CANS)
to Access the CANS Training and Certification Site***

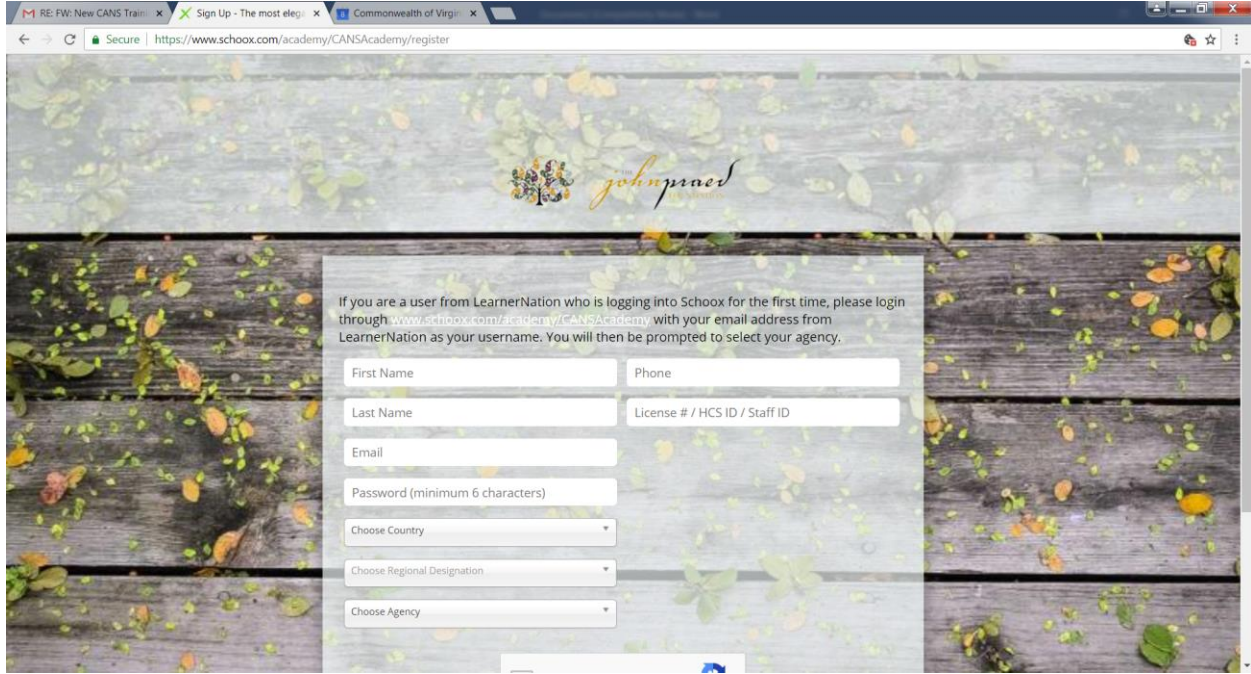
Go to <https://www.schoox.com/login.php>

You should see this page:




Click on “Sign Up” (in white lettering next to “Please Login, or”

Provide the following information as seen in the screenshot below. Create a password and select United States of America as “Country”, Virginia as “Regional Designation” and your locality under “Choose Agency”. You may leave the “License #...” field blank. The second screen shot below shows the locality drop down box.



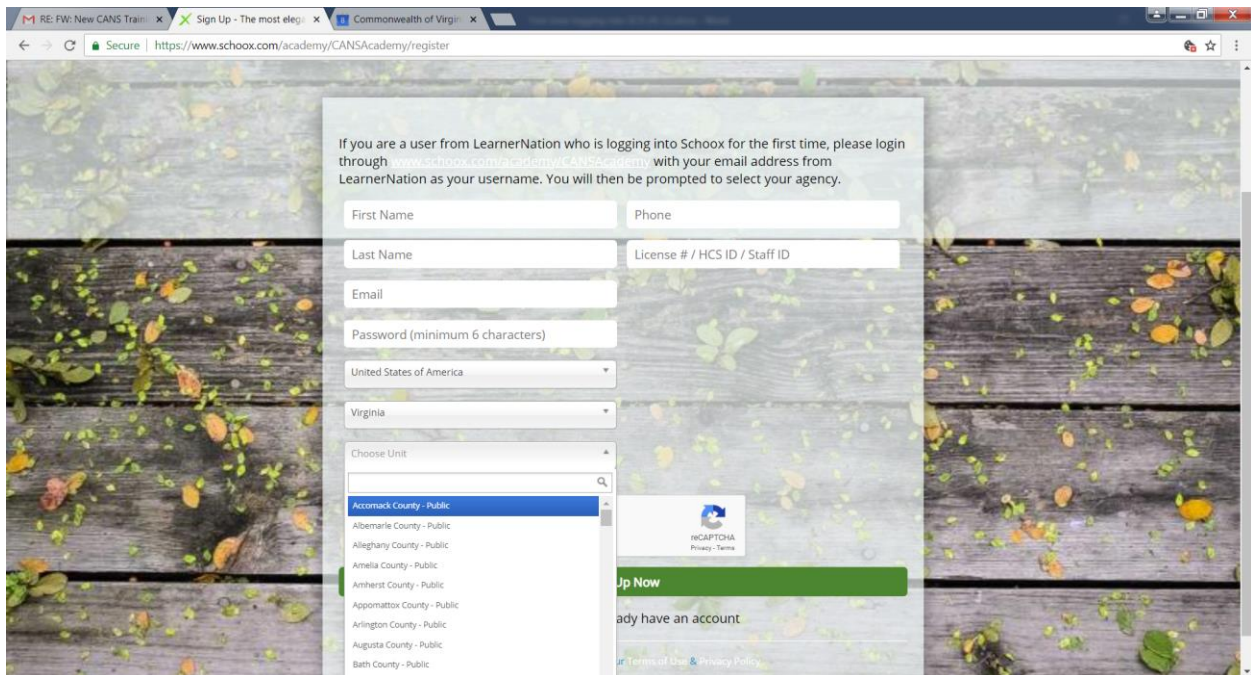
RE: FW: New CANS Train x Sign Up - The most elegi x Commonwealth of Virg x

Secure | https://www.schoox.com/academy/CANSAcademy/register



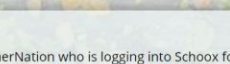
If you are a user from LearnerNation who is logging into Schoox for the first time, please login through www.schoox.com/academy/CANSAcademy/ with your email address from LearnerNation as your username. You will then be prompted to select your agency.

First Name	Phone
Last Name	License # / HCS ID / Staff ID
Email	
Password (minimum 6 characters)	
Choose Country	
Choose Regional Designation	
Choose Agency	



RE: FW: New CANS Train x Sign Up - The most elegi x Commonwealth of Virg x


Secure | https://www.schoox.com/academy/CANSAcademy/register



If you are a user from LearnerNation who is logging into Schoox for the first time, please login through www.schoox.com/academy/CANSAcademy/ with your email address from LearnerNation as your username. You will then be prompted to select your agency.

First Name	Phone
Last Name	License # / HCS ID / Staff ID
Email	
Password (minimum 6 characters)	
United States of America	
Virginia	
Choose Unit	

- Accomack County - Public
- Albemarle County - Public
- Alleghany County - Public
- Amelia County - Public
- Amherst County - Public
- Appomattox County - Public
- Arlington County - Public
- Augusta County - Public
- Bath County - Public

 **Sign Up Now**

Already have an account

[Terms of Use](#) & [Privacy Policy](#)

Once logged in, click on "Training" then "Bundles"-

Then click on icon or 'Virginia, Public'

The screenshot shows the Schoox website interface. At the top, there is a navigation bar with the following items: Home, Me, Training, Content, Tools, Manage, My Schoox. Below this is a secondary navigation bar with four main sections: My Training (Online and In-Class Training you take), Courses (Online courses open for you to take), Bundles (Online bundles open for you to take), and Events (Instructor-led events you can join). The main content area features a banner for 'Online Academy' with a background image of children. Below the banner is a 'Public' badge and a search bar. The 'Academy Bundles' section is displayed, showing a list of bundles. The first bundle is 'Virginia, Public' by Cory Strawbridge, with 4 courses and a price of FREE. A 'Categories' dropdown menu is visible on the right side of the bundle list, showing options like 'All Bundles', 'Without Category', 'Compliance Courses', and 'Virginia'. Three numbered arrows indicate the steps: Arrow 1 points to the 'Training' menu item, Arrow 2 points to the 'Bundles' menu item, and Arrow 3 points to the 'Virginia, Public' bundle card.