

# OFFICE OF CHILDREN'S SERVICES

ADMINISTERING THE CHILDREN'S SERVICES ACT



The Children's Services Act (CSA, §2.2-2648 et seq) was enacted in 1993 to create a collaborative system of services and funding for at-risk youth and families.

The CSA establishes local multidisciplinary teams responsible to work with families to plan services according to each child's unique strengths and needs and to administer the community's CSA activities.

The Office of Children's Services (OCS) is the administrative entity responsible for ensuring effective and efficient implementation of the CSA across the Commonwealth.

Guiding principles for OCS include:

- Child and family directed care,
- Equitable access to quality services,
- Responsible and effective use of public funds,
- Support for effective, evidence-based practices, and
- Collaborative partnerships across state, local, public, and private stakeholders.



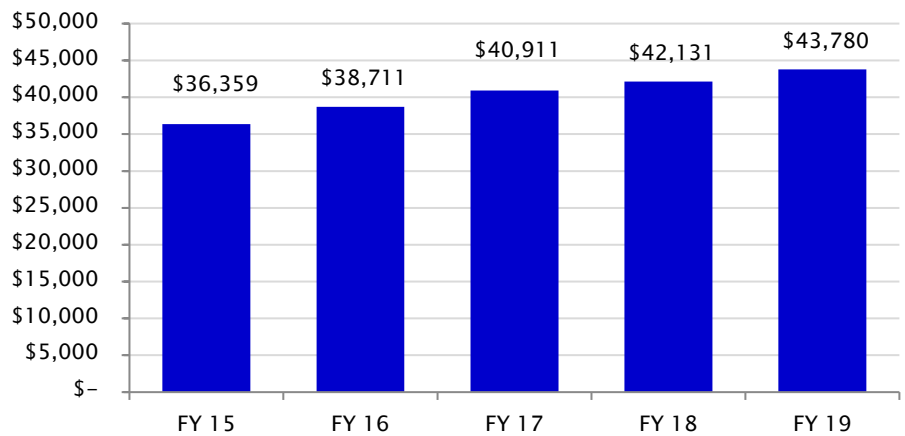
## PRIVATE SPECIAL EDUCATION SERVICES UNDER THE CSA

Annual Report to the General Assembly, December 2019

In accordance with the Appropriation Act Chapter 854 Item 282 (K)(2)

Children and youth with educational disabilities placed due to the Individualized Education Programs (IEP) in approved private school educational programs are included in the CSA target population and are eligible for funding (Code of Virginia §2.2-5211; 2.2-5212).

Average Annual CSA Expenditure Per Child  
Private Day Special Education Services

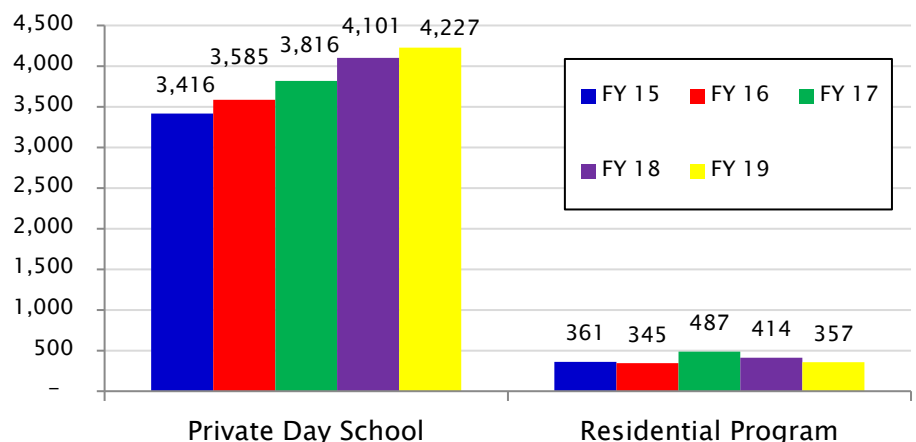


(FY2017 – FY2019 data are derived from the CSA Local Expenditure and Data Reimbursement System (LEDRS), resulting in differences from prior years).

## Net CSA Expenditures by Placement Type – Special Education Services

	FY2017	FY2018	FY2019
Private Day School	\$ 156,117,959	\$ 172,780,707	\$ 185,057, 703
Private Residential School	\$ 18,170,411	\$ 15,290,636	\$ 11,718,947
Total	\$ 174,288,370	\$ 188,071,343	\$ 196,776,650

## Number of Youth Served by Placement Type: Special Education Services

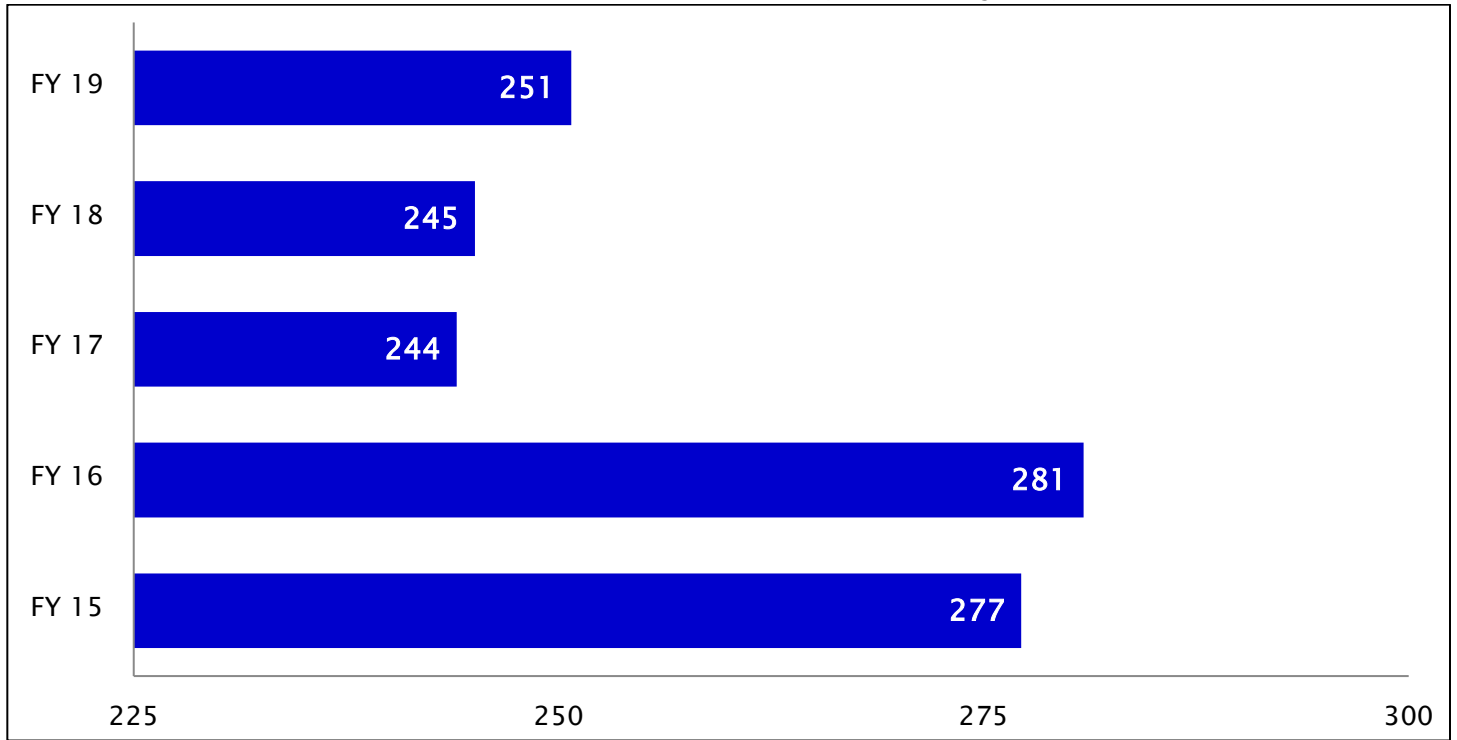


FY2019 unduplicated count of youth who received services in accordance with an Individualized Education Program (IEP) requiring private school placement = 4,448

## Private Special Education Services Funded under the Children's Services Act

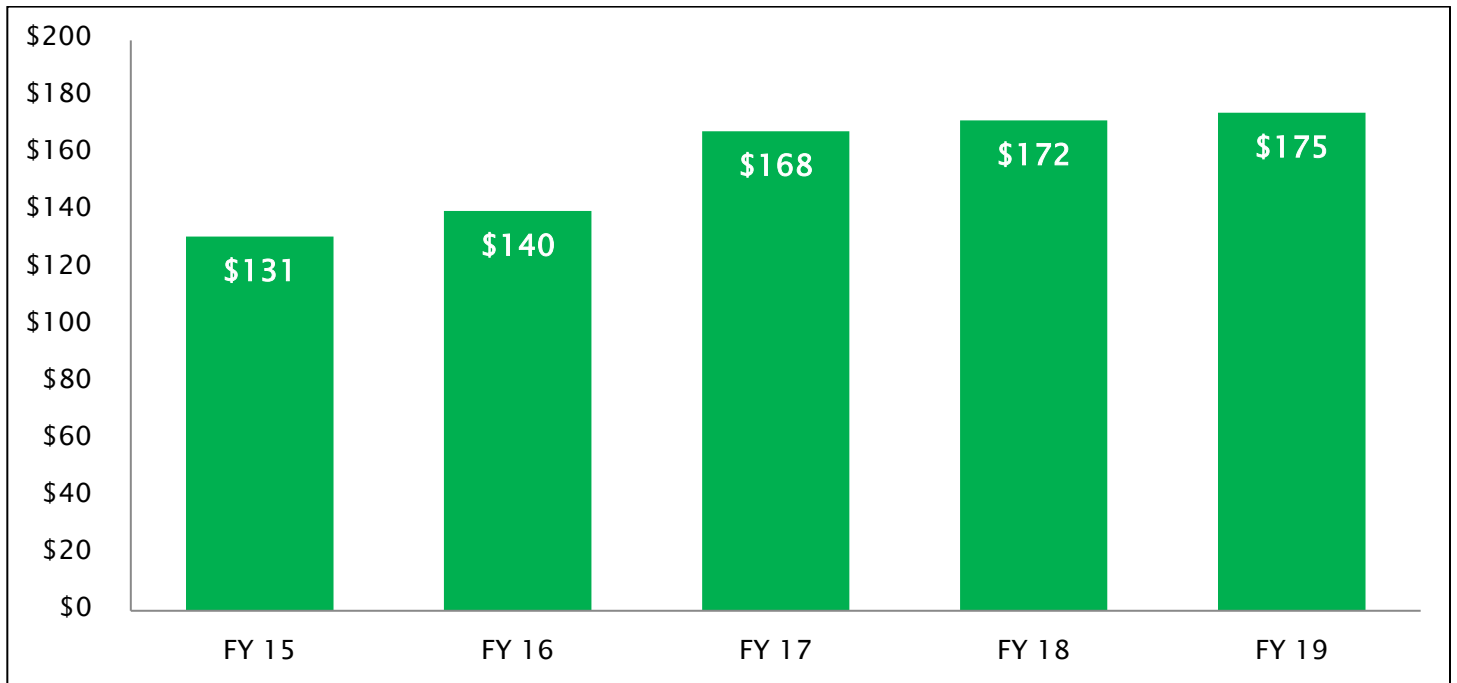
### Average Length of Stay (Number of Days per Year) for Private Day Placements

(FY2017 - FY2019 data are derived from the new CSA LEDRS system, resulting in improved data accuracy)

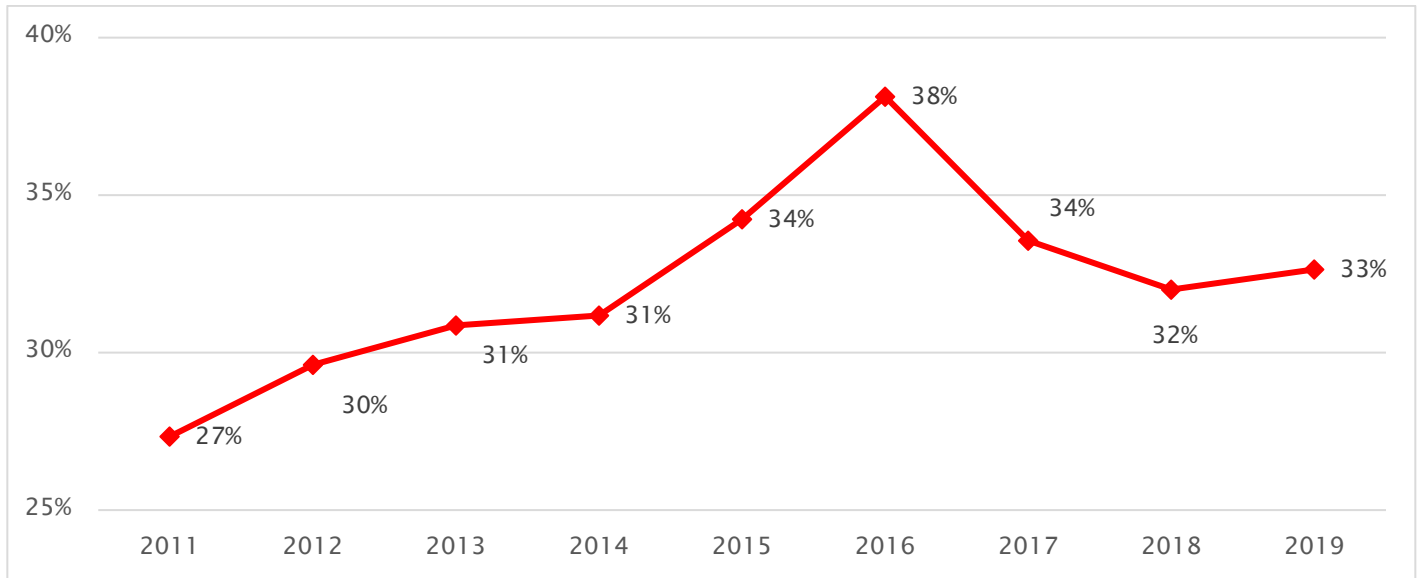


### Average Cost per Child per Day for Private Day Placements

(FY2017 - FY2019 data are derived from the new LEDRS system, resulting in differences from prior years)



## Percentage of CSA Special Education Population Designated as Autistic (in the CSA Data Set/LEDRS)



### Discussion

The growth in private special education placements, especially private day schools, has received extensive attention over the past several years. Children’s Services Act (CSA) expenditures for private special education day placements account for 73% of overall CSA growth (combined state and local expenditures) from FY2015 – FY2019. Over this period, the number of students served in these placements, required by their Individualized Education Programs (IEP), rose 24% from 3,416 to 4,227. In FY2019, growth in this one service area accounted for \$12.3 million in net CSA expenditure growth. In FY2019 (as compared to FY2018) the rate of growth slowed to 7.1% from 10.7% and the number of children placed in private day schools increased by 126, as compared to 285 from FY2017 to FY2018.

The 2018 General Assembly initiated two major actions to address CSA funded private day placements. The Office of Children’s Services (OCS) was allocated funds and directed to carry out a study on the rates paid by localities to special education private day programs to include an examination of the adequacy of current rates and recommendations for implementing a rate setting structure (Chapter 854, Item 282 (M)). The final report of this study was submitted on October 1, 2019 and is available in the Legislative Information System as RD424 (2019). Additionally OCS was directed, beginning with FY2019 to collect the rates being paid by localities for private day special education programs and for FY2020, to institute a two percent limit on rate increases for private special education day programs over the FY2019 negotiated rates with localities. OCS has implemented these directives.

The Office of Children’s Services (under the leadership of the Department of Education) was directed by the 2019 General Assembly to establish an implementation advisory group to refine the outcome measures established in the November 2018 Private Day Special Education Outcomes report. The advisory group has been meeting on a regular basis, has completed the majority of its work, and is preparing to implement the outcome measures.