



# EXECUTIVE LEVEL OVERVIEW OF CANS (CSA UNIFORM ASSESSMENT) DATA

Strengthening the Core to Improve Flexibility  
Comprehensive Services Act (CSA) Conference  
Hotel Roanoke  
June 5-6, 2012

# WELCOME!

Workshop targeted to members of  
local Community Policy and  
Management Teams (CPMTs)  
and  
Local Government Officials

# COMMUNITY POLICY AND MANAGEMENT TEAM (CPMT)

## ◉ What the CPMT needs to know about CANS:

- Statutory requirements
- Purpose of assessment
- Meaning of items/data
- Meaning of ratings
- Training and certification
- Virginia's CANS website (CANVaS)
- Statewide structure for CANVaS
- Management reports-internal to CANVaS
- Management reports-OCS
- SEC outcome reports-aggregate data
- What types of reports would be helpful?

## WHY SHOULD THE CPMT KNOW?

- ◉ Are assessments being completed online in your locality for children and youth receiving CSA-funded services?
- ◉ Are assessors certified and using CANVaS appropriately?
- ◉ Does your locality have policies and procedures regarding the administration of CANS?
- ◉ Do you have at least a basic understanding of CANS to interpret reports?
- ◉ Do you understand the use of CANS in service planning? Does your FAPT?

# WHY SHOULD THE CPMT KNOW?

- ⦿ Do CANS ratings accurately reflect your locality's population?
- ⦿ Do you know what reports currently exist?
- ⦿ Do you know how your locality can access this data?
- ⦿ Has your CPMT established performance outcomes?

# WHY DOES CSA HAVE CANS?

- Statutory requirement for a mandatory uniform assessment instrument (MUAI) for children and youth served by the Comprehensive Services Act (CSA)
  - COV §2.2-2648 (11)
  - COV §2.2-5210
  - Appropriations Act Item #274 B (9)

# WHY CANS?

- In 2008, State Executive Council (SEC) approved the recommendation of an interagency workgroup to adopt the Child and Adolescent Needs and Strengths (CANS) assessment for CSA.
- Originally developed by John Lyons, Ph.D.
- Jurisdictions in/or 27 states have implemented or are implementing CANS
- Various versions of the instrument


# WHY CANS?

- ◉ Chosen for multiple reasons including:
  - Appropriate for diversity of CSA population
    - not a psychometric measure of a child's functioning
    - a communimetric measure
  - Creates profile, not total score
  - Easy to administer
  - No cost to local governments



# PURPOSES OF CANS

- ◉ Three primary purposes of CSA mandatory uniform assessment:
  - Utility in service planning
  - Outcomes measurement
  - Assess level of need of child to determine appropriate services




# STRUCTURE OF CANS

## ◎ CANS Domains

- Life functioning (*family, living situation, sleep, social functioning, etc.*)
- Child strengths (*talents/interests, spiritual/religious, community life, relationship permanence, etc.*)
- School (*academics, attendance, behavior*)
- Planned permanent caregiver strengths and needs (*involvement, knowledge, financial resources, stress, etc.*)
- Child behavioral/emotional needs (*depression, hyperactivity/impulsivity, anger control, oppositional, etc.*)
- Child risk behaviors (*self-mutilation, social behavior, other self-harm, fire-setting, runaway, etc.*)

# RATING THE CANS

- ⦿ Ratings of “0” to “3”
- ⦿ Needs items
  - “0” indicates no evidence of need
  - “1” mild level of need and/or history of need
  - “2” moderate level of need
  - “3” severe level of need



# RATING THE CANS

- ⦿ Corresponding action levels of each rating on needs:
  - “0” no need for action
  - “1” monitoring, watchful waiting or prevention
  - “2” requires action to ensure that the identified need is addressed
  - “3” requires immediate or intensive action

**Needs items rated “2” or “3” should be addressed on service plans.**

# RATING THE CANS

## ⦿ Strengths items

- “0” indicates a centerpiece strength; may be important in service planning
- “1” indicates a strength exists in this area; may require some development
- “2” indicates strength has been identified, but no action taken to build or develop
- “3” no strength identified in this area



# REMEMBER...

- ◉ The lower the rating on both strengths and needs items, the better the child is functioning.
- ◉ Lowering of numbers indicates improvement in functioning.



# SIX KEY PRINCIPLES- IMPORTANT!

- Underlying tenets of rating the CANS
  - Item level validity with each item having immediate relevance for service planning
  - Action levels corresponding to each rating for needs & strengths
  - Consider cultural and developmental factors
  - Descriptive, not determining a cause
  - About the individual, not the service...rating child, not child “in services”
  - Thirty day timeframe on many items-can and should be overridden if action is need

# CANS MODULES

## ○ Child functioning modules

- Developmental
- Trauma
- Violence
- Sexually aggressive behavior
- Juvenile justice
- Runaway
- Substance use
- Fire-setting





# CANS CHILD FUNCTIONING MODULES

- ◉ Modules permit the assessor to gather more information about a specific area of need.
- ◉ Only used with the Comprehensive version of the CANS.

# CANVAS-CANS ONLINE

- ◉ CANS assessments are completed online as required by the Code of Virginia (§2.2-5210)
- ◉ Virginia's CSA website is known as CANVaS.  
(<https://canvas.csa.virginia.gov>)

*As of March 31, 2012 there were over 60,000 assessments in CANVaS.*

# CANS BIRTH TO FOUR

- ⦿ Now done on paper form
- ⦿ In contract proposal for upcoming year with RCR Technology

# CANS CERTIFICATION

- ⦿ Users must be currently certified to administer the CANS.
- ⦿ Recertification is done annually.
- ⦿ Currently training and certification is done online through *The Communitronics Group*.
- ⦿ Will be moving to the Praed Foundation website's training platform at the request of Dr. Lyons.

# CANVAS

- ⦿ Each locality has Designated Super User/Report Administrator (DSU/RA) with access to locality's data in CANVaS.
- ⦿ Case manager access permits entering of assessment data on individual children.
- ⦿ User/confidentiality agreements are required to establish accounts.
- ⦿ Users must be currently certified on CANS to enter assessments.

# CANVAS DATA

- ◉ CANVaS data is stored on Virginia Information Technologies Agency (VITA) servers.
- ◉ Data is retrieved quarterly by IT consultant of Office of Comprehensive Services.
- ◉ However, CANVaS data is real time, so could be retrieved at different intervals.
- ◉ Management reports in CANVaS and internal to OCS have been developed.

# CANVaS

[Home](#)[Documents](#)[News](#)[Login](#)

Version 1.0

The CANVaS User Administrator can be emailed by following this

## Welcome to the CANVaS System!

[CANVaS Users Manual](#) 

CANVaS has been created as the technology application (home) to support the Child and Adolescent Needs and Strengths (CANS) tools. CANVaS is an interactive web site that collects assessment information and produces reports. In the future, the system will calculate algorithms or decision model thresholds to inform intensity of care determinations and produce new individual and aggregate reports regarding outcomes. Beginning in April 2009, CANVaS will be available for use by localities as the mandatory uniform assessment instrument for children and families served through the Comprehensive Services Act (CSA).

Virginia's Assessment Tools: [CANS Users Manuals and Score Sheets](#)

Virginia's CANS Training: [CANS On-line training and certification](#)



Locality: CSA - Management

User: Carol Wilson

Alert! Assessment open longer than 60 days!

### Report: Staff Certification Report

Please select the staff group for this report.

- Current Certified Staff
- Staff near/with Expired Certification

Please enter date range for specific certification period or leave  
Staff Certification " " e certified staff.

Open Assessments (60 days)

Open Assessments

Closed Assessments

Reassessment Report

Case Manager Assessments

- Home
- Documents
- News
- Logout
- Consumer
- Assessments
- Reports**
- Import Export
- Domain Outcomes (INACTIVE)

Version 1.0

The CANVaS Help Desk can be emailed by following this link:  
[CANVaS Help Desk](#)



## CANS Reports— March 31, 2012

## Statewide Reports

- Q.S1.1 [Average Score by Question](#)

## Report Q.1 Workload by Locality

- Q.1.1 [Number of Assessments by Locality](#)
- Q.1.1A [Number of Assessments by User](#)
- Q.1.1B [Locality Users & Assessments](#) (CANS List - Data Set List - CANS User List)
- Q.1.1C [Average Assessment Score by Locality](#)
- Q.1.1D [Average Assessment Score by Locality](#) (-1,0,1,2,3)

## Report - Change in Assessments

- Q.1.1E [Change in Assessment from 1st to 2nd Assessment](#)
- Q.1.1F [Change in Assessment from 1st to 3rd Assessment](#)
- Q.1.1G [Change in Assessment from 2nd to 3rd Assessment](#)
- Q.1.1H [Change in Assessment from 1st to 4th Assessment](#)
- Q.1.1I [Change in Assessment from 3rd to 4th Assessment](#)
- Q.1.1J [Change in Assessment from 1st to 5th Assessment](#)
  
- Q.1.2 [Number of Initial Assessments Done](#)
- Q.1.3 [Number of Reassessments Done](#) (Not Initial Assessments)
- Q.1.5 [Average Number of Assessments per Child](#)
- Q.1.6 [Average Length of Time between Assessments for all Local Youth](#)
- Q.1.9 [Number of Open Assessments](#) (in CANVaS reports)
- Q.1.10 [Number of Closed Assessments](#) (in CANVaS reports)

## CSA CANS REPORTING

June 04, 2012

[CANS Main Page](#)
 Select Period >>>
 [FY10-Q4 \(06/30/10\)](#) |
 [FY11-Q2 \(12/31/10\)](#) |
 [FY11-Q3 \(03/31/11\)](#) |
 [FY11-Q4 \(06/30/11\)](#) |
 [FY12-Q1 \(09/30/11\)](#) |
 [FY12-Q2 \(12/31/11\)](#) |
 [FY12-Q3 \(03/31/12\)](#)

## CSA CANS

## Q.1.1

## Assessments by Locality

As of March 31, 2012

FIPS	Locality	FY09	FY10	FY11	FY12	Total
1	<a href="#">Accomack</a>	0	64	28	19	111
3	<a href="#">Albemarle</a>	8	325	356	269	958
5	<a href="#">Alleghany</a>	2	66	32	25	125
7	<a href="#">Amelia</a>	0	0	0	0	0
9	<a href="#">Amherst</a>	1	231	183	97	512
11	<a href="#">Appomattox</a>	5	28	40	47	120
13	<a href="#">Arlington</a>	8	343	373	316	1,040
15	<a href="#">Augusta</a>	11	210	127	83	431
17	<a href="#">Bath</a>	0	20	5	6	31
19	<a href="#">Bedford County</a>	20	440	329	201	990
21	<a href="#">Bland</a>	0	4	22	9	35
23	<a href="#">Botetourt</a>	25	92	67	55	239
25	<a href="#">Brunswick</a>	1	26	30	18	75
27	<a href="#">Buchanan</a>	2	160	107	84	353
29	<a href="#">Buckingham</a>	3	12	3	1	19
31	<a href="#">Campbell</a>	2	46	85	79	212
33	<a href="#">Caroline</a>	2	81	116	89	288
35	<a href="#">Carroll</a>	1	86	173	111	371
36	<a href="#">Charles City</a>	0	9	5	0	14

## CSA CANS REPORTING

May 31, 2012

[CANS Main Page](#)[Select Period >>>](#) | [FY10-Q4 \(06/30/10\)](#) | [FY11-Q2 \(12/31/10\)](#) | [FY11-Q3 \(03/31/11\)](#) | [FY11-Q4 \(06/30/11\)](#) | [FY12-Q1 \(09/30/11\)](#) | [FY12-Q2 \(12/31/11\)](#) |

## CSA CANS

## Q. 4.4

Number of assessments by locality that were rated a "0", "1", "2" or "3" on "Depression"  
(Child Behavioral/Emotional Needs Domain)

As of March 31, 2012

## Depression

Question 51/168 - DEPRESSION		60,970 Records	
		#	%
0	No evidence.	21,935	36.0
1	History or suspicion of depression or mild to moderate depression associated with a recent negative life event with minimal impact on life domain functioning.	24,790	40.7
2	Clear evidence of depression associated with either depressed mood or significant irritability. Depression has interfered significantly in child's ability to function in at least one life domain.	13,284	21.8
3	Clear evidence of disabling level of depression that makes it virtually impossible for the child to function in any life domain.	961	1.6

Page Name: /doesa123/CANS/reports/depression\_results.cfm

QTR: 20123

Page Processing Time: 1.20 s.

**CSA CANS REPORTING** May 31, 2012

[CANS Main Page](#)

Select Period >>> [FY10-Q4 \(06/30/10\)](#) | [FY11-Q2 \(12/31/10\)](#) | [FY11-Q3 \(03/31/11\)](#) | [FY11-Q4 \(06/30/11\)](#) | [FY12-Q1 \(09/30/11\)](#) | [FY12-Q2 \(12/31/11\)](#) |

CSA CANS  
 Q.4.3  
 Number of assessments by locality that were rated a "0", "1", "2" or "3" on "Substance Use "  
 (Child Behavioral/Emotional Needs Domain)  
 As of March 31, 2012

Substance Use				
Question 57 - SUBSTANCE USE		60,936 Records	#	%
0	No evidence.		50,310	82.6
1	History or suspicion of substance use.		7,305	12.0
2	Clear evidence of substance abuse that interferes with functioning in any life domain.		2,786	4.6
3	Child requires detoxification OR is addicted to alcohol and/or drugs. Include here a child/child who is intoxicated at the time of the assessment (i.e., currently under the influence).		535	0.9

Page Name: /doesa123/CANS/reports/substance\_use\_results.cfm  
 QTR: 20123  
 Page Processing Time: 0.64 s.

## CSA CANS REPORTING

May 31, 2012

[CANS Main Page](#)[Select Period >>>](#) [FY10-Q4 \(06/30/10\)](#) | [FY11-Q2 \(12/31/10\)](#) | [FY11-Q3 \(03/31/11\)](#) | [FY11-Q4 \(06/30/11\)](#) | [FY12-Q1 \(09/30/11\)](#) | [FY12-Q2 \(12/31/11\)](#) |

## CSA CANS

Q. 4.6

Number of assessments by locality that were rated a "0", "1", "2" or "3" on "Impulsivity/Hyperactivity"

As of March 31, 2012

## Impulsivity/Hyperactivity

Question 50 - IMPULSIVITY/HYPERACTIVITY		60,739 Records	#	%
0	No evidence.		15,640	25.7
1	Some problems with impulsive, distractible or hyperactive behavior that places the child at risk of future functioning difficulties.		19,155	31.5
2	Clear evidence of problems with impulsive, distractible, or hyperactive behavior that interferes with the child's ability to function in at least one life domain.		19,920	32.8
3	Clear evidence of a dangerous level of impulsive behavior that can place the child at risk of physical harm.		6,024	9.9

Page Name: /doesa123/CANS/reports/impulsivity\_results.cfm

QTR: 20123

Page Processing Time: 0.52 s.

## CSA CANS REPORTING

May 31, 2012

[CANS Main Page](#)[Select Period >>>](#) | [FY10-Q4 \(06/30/10\)](#) | [FY11-Q2 \(12/31/10\)](#) | [FY11-Q3 \(03/31/11\)](#) | [FY11-Q4 \(06/30/11\)](#) | [FY12-Q1 \(09/30/11\)](#) | [FY12-Q2 \(12/31/11\)](#) |

## CSA CANS

## Q. 4.7

Number of assessments by locality that were rated a "0", "1", "2" or "3" on "Oppositional"

As of March 31, 2012

## Oppositional

Question 53/180 - OPPOSITIONAL		60,966 Records	#	%
0	No evidence.		20,522	33.7
1	History or recent onset (past 6 weeks) of defiance towards authority figures.		18,870	31.0
2	Clear evidence of oppositional and/or defiant behavior towards authority figures, which is currently interfering with the child's functioning in at least one life domain. Behavior causes emotional harm to others.		16,498	27.1
3	Clear evidence of a dangerous level of oppositional behavior involving the threat of physical harm to others.		5,076	8.3

Page Name: /doesa123/CANS/reports/oppositional\_results.cfm

QTR: 20123

Page Processing Time: 0.69 s.

# SEC OUTCOMES

- Three outcomes were identified:
  - Improved functioning of the child
  - Child's success in school as measured by
    - Behavior
    - Academics
    - Attendance
  - Caregiver involvement in service planning
- Data from CANVaS accessed to measure these outcomes as of 3/31/12
  - Based on sample of 11,943 assessments

Clipboard Font Alignment Number Styles Cells Editing

Century School 11 A A

General \$ %

Conditional Formatting

Format as Table

Cell Styles

Insert

Delete

Format

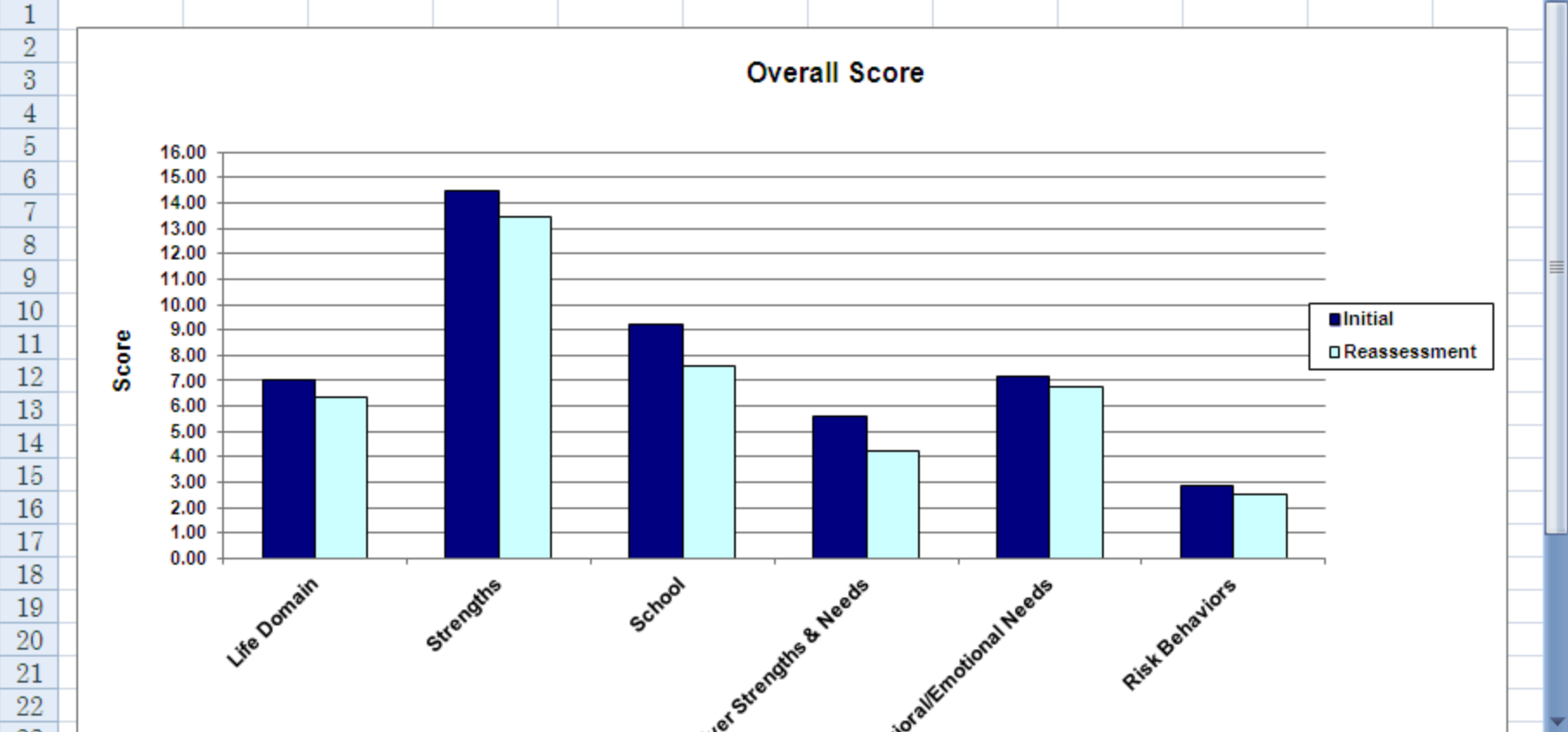
Σ

Sort & Filter

Find & Select

J30

A B C D E F G H I J K L





Clipboard Font Alignment Number Styles Cells Editing

Century School 11 A A

General \$ %

Conditional Formatting

Format as Table

Cell Styles

Insert

Delete

Format

Σ

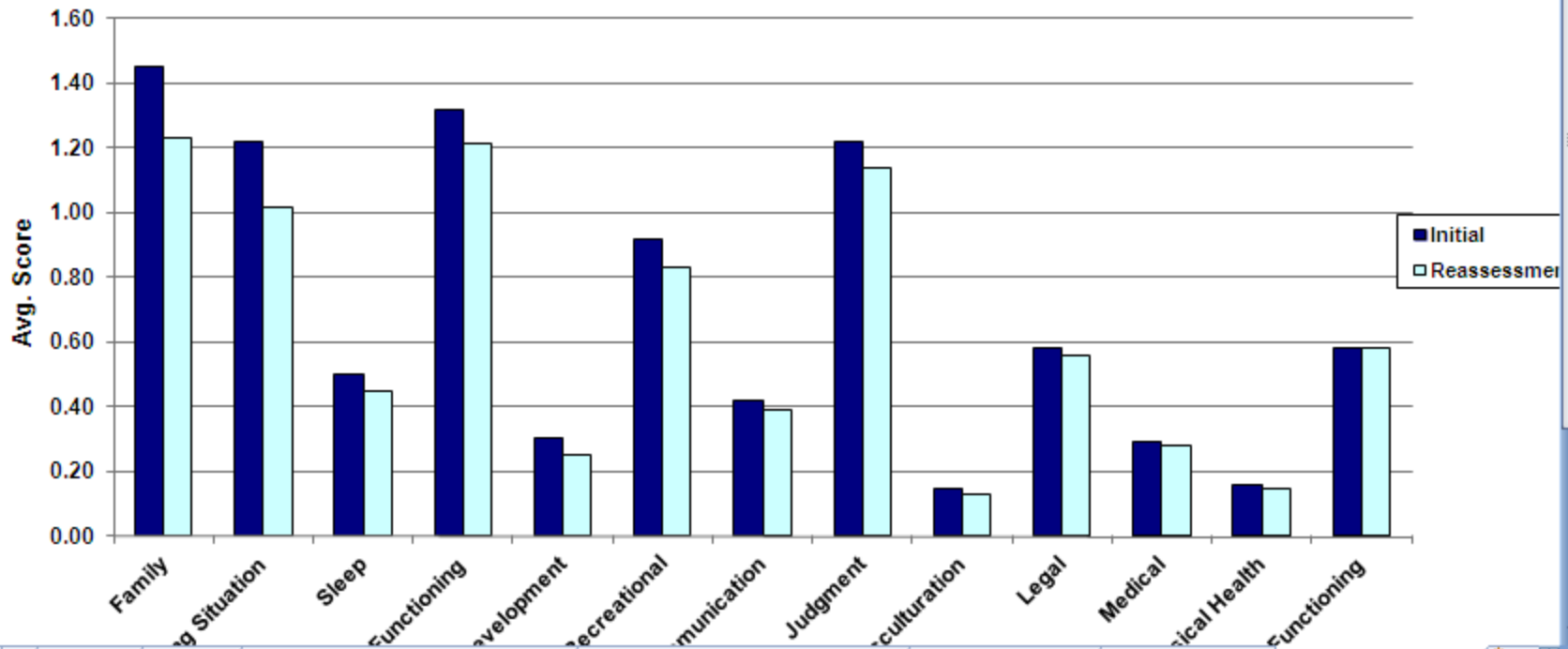
Sort & Find & Filter

Select

P32

A B C D E F G H I J K L

### CSA CANS Scores - Life Functioning Domain



Clipboard Font Alignment Number Styles Cells Editing

Century School 11 A A

General \$ %

Conditional Formatting

Format as Table

Cell Styles

Insert

Delete

Format

Σ

Sort & Filter

Find & Select

N20

f<sub>x</sub>

A B C D E F G H I J K L

1

2

3

4

5

6

7

8

9

10

11

12

13

14

15

16

17

18

19

20

21

22

23

24

25

26

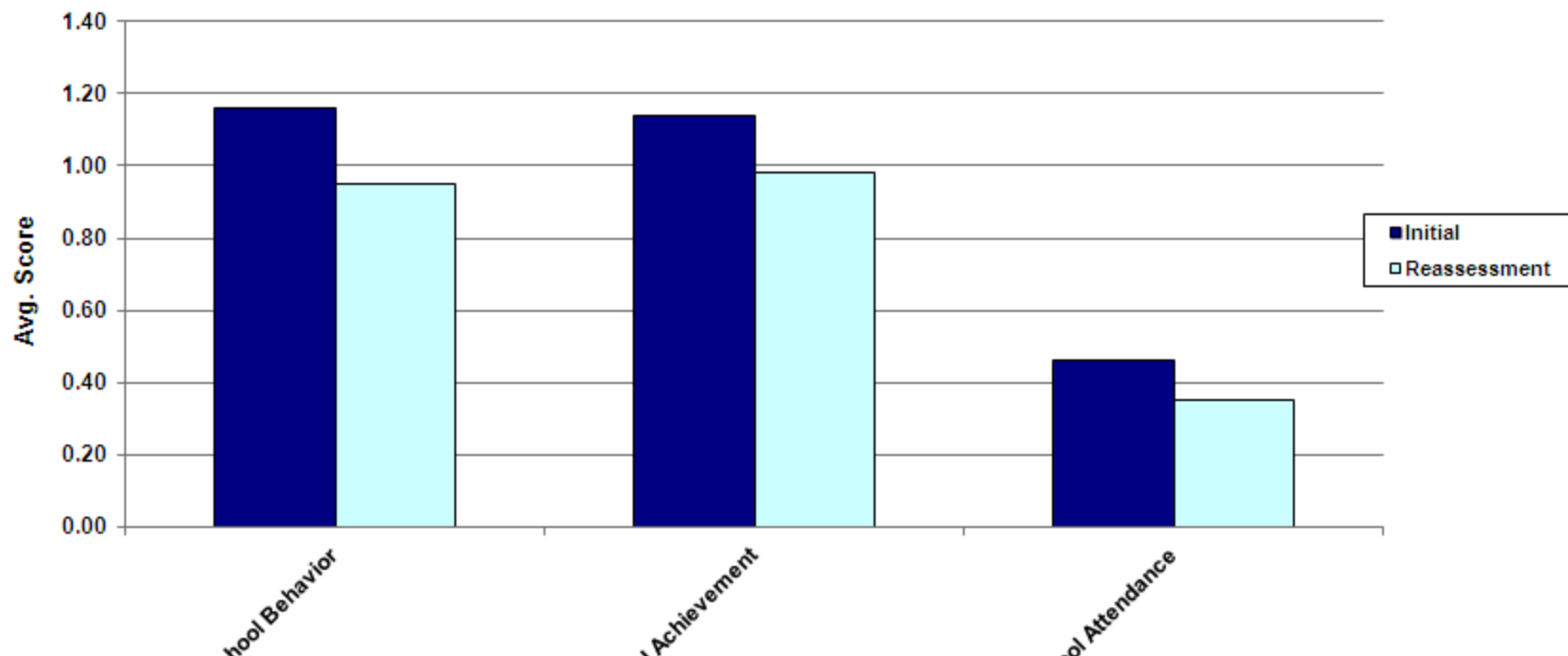
27

28

29

30

### CSA CANS Scores - School Domain



Avg. Score

■ Initial  
□ Reassessment

School Behavior

School Achievement

School Attendance

Clipboard: Paste

Font: Century School 11, Bold, Italic, Underline, Text Color, Background Color

Alignment: Left, Center, Right, Justify, Indent, Decrease Indent, Increase Indent, Wrap Text, Merge Cells, Unmerge Cells

Number: General, Currency (\$), Percentage (%), Decimals (0.00), Thousands Separator (0,000), Percentages and Fractions (1/2), Scientific (1.2E+02)

Styles: Conditional Formatting, Format as Table, Cell Styles

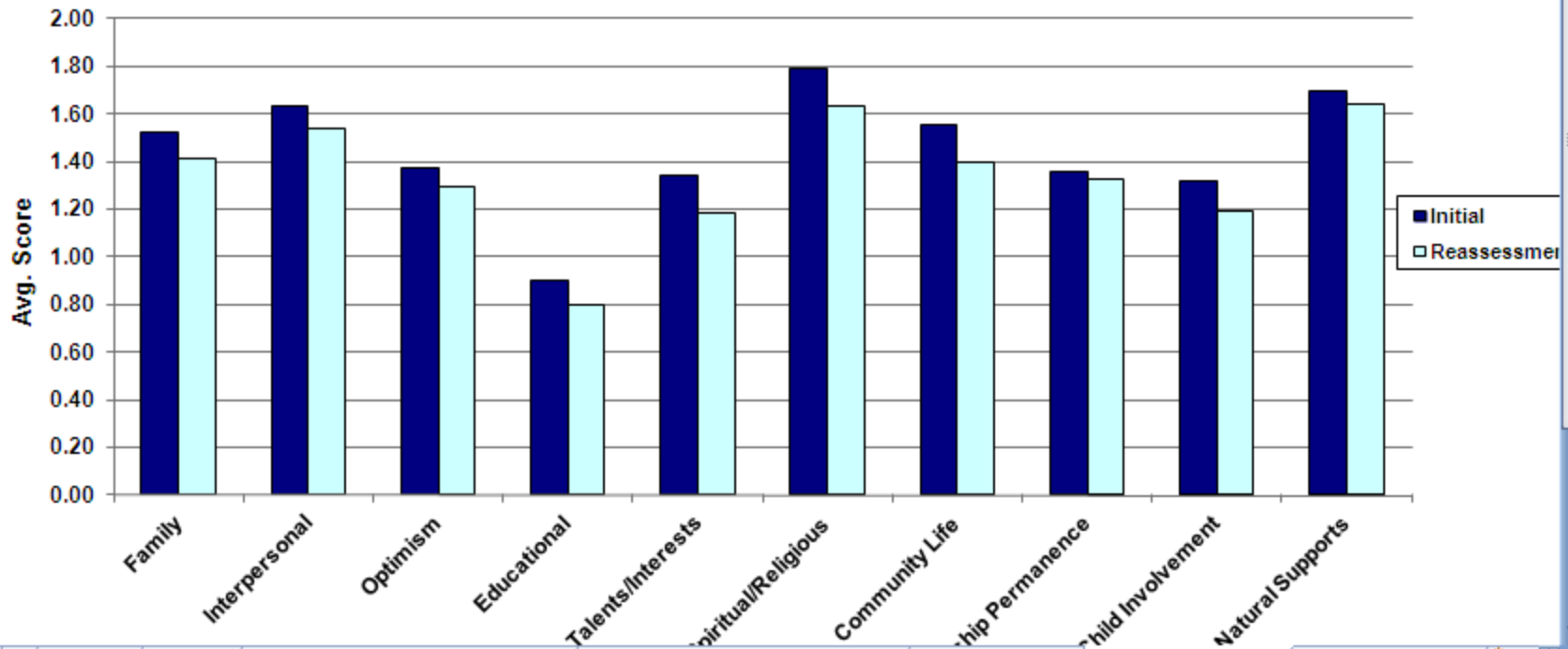
Cells: Insert, Delete, Format

Editing: Sort & Filter, Find & Select

R22 fx

	A	B	C	D	E	F	G	H	I	J	K	L
--	---	---	---	---	---	---	---	---	---	---	---	---

### CSA CANS Scores - Child Strengths Domain



Clipboard Font Alignment Number Styles Cells Editing

Century School 11 A A

General \$ %

Conditional Formatting

Format as Table

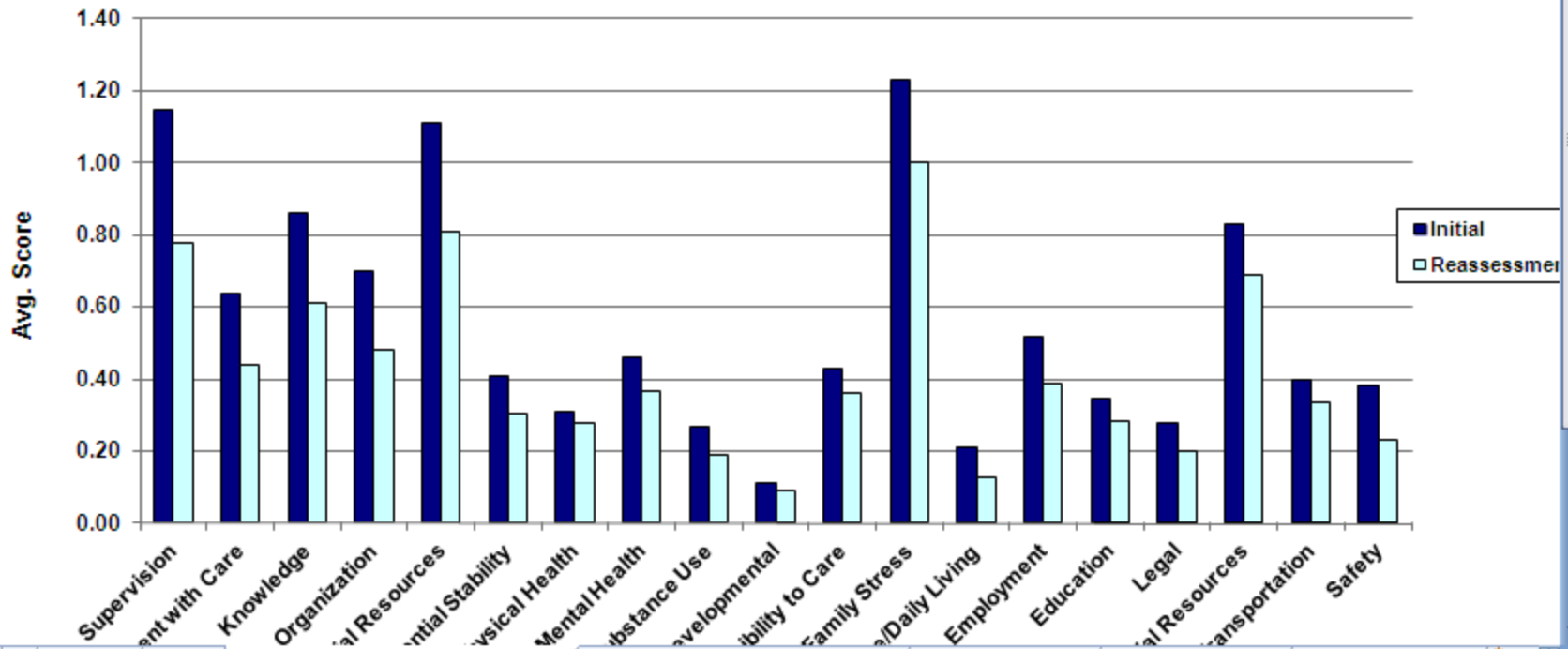
Cell Styles

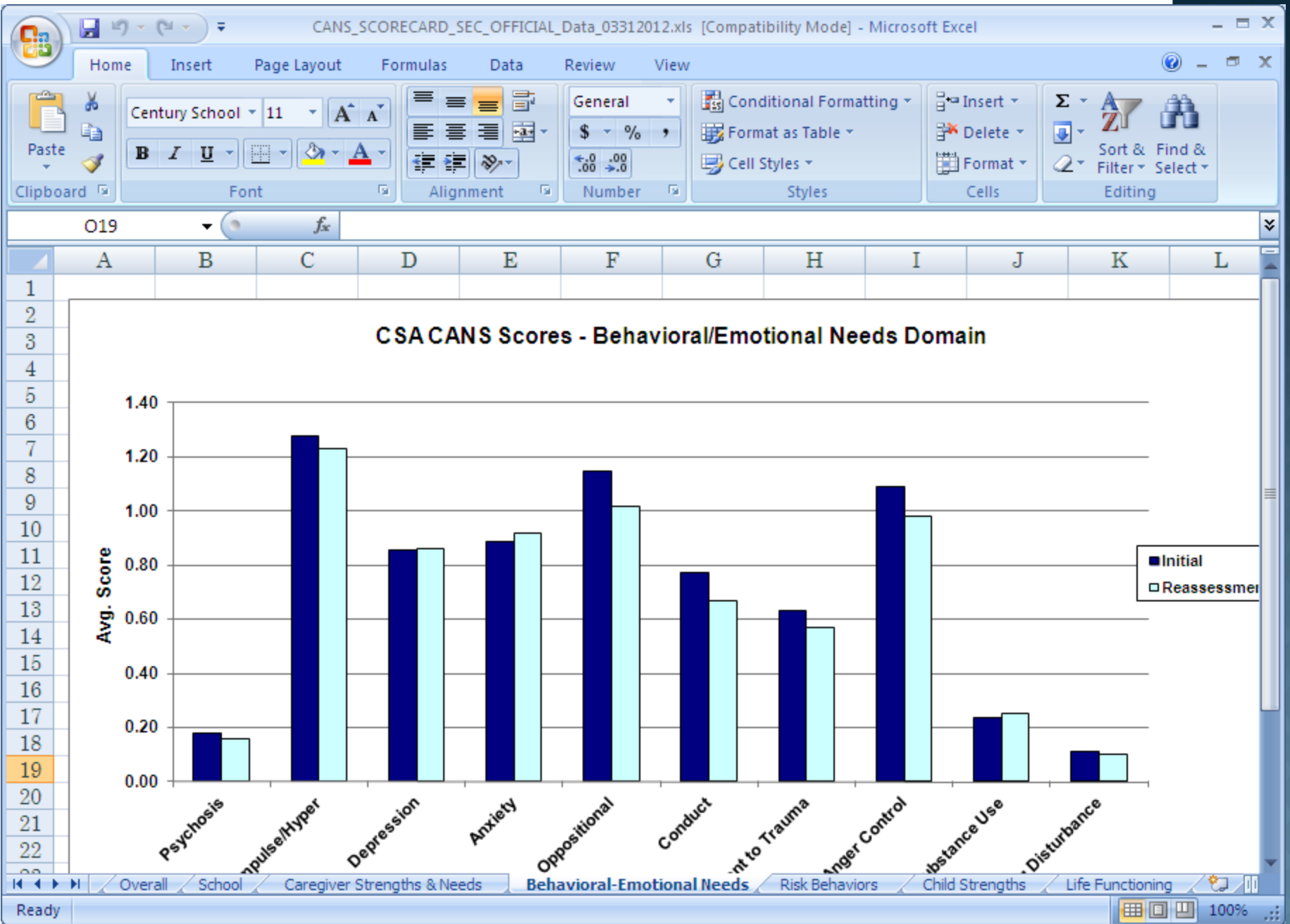
Insert Delete Format

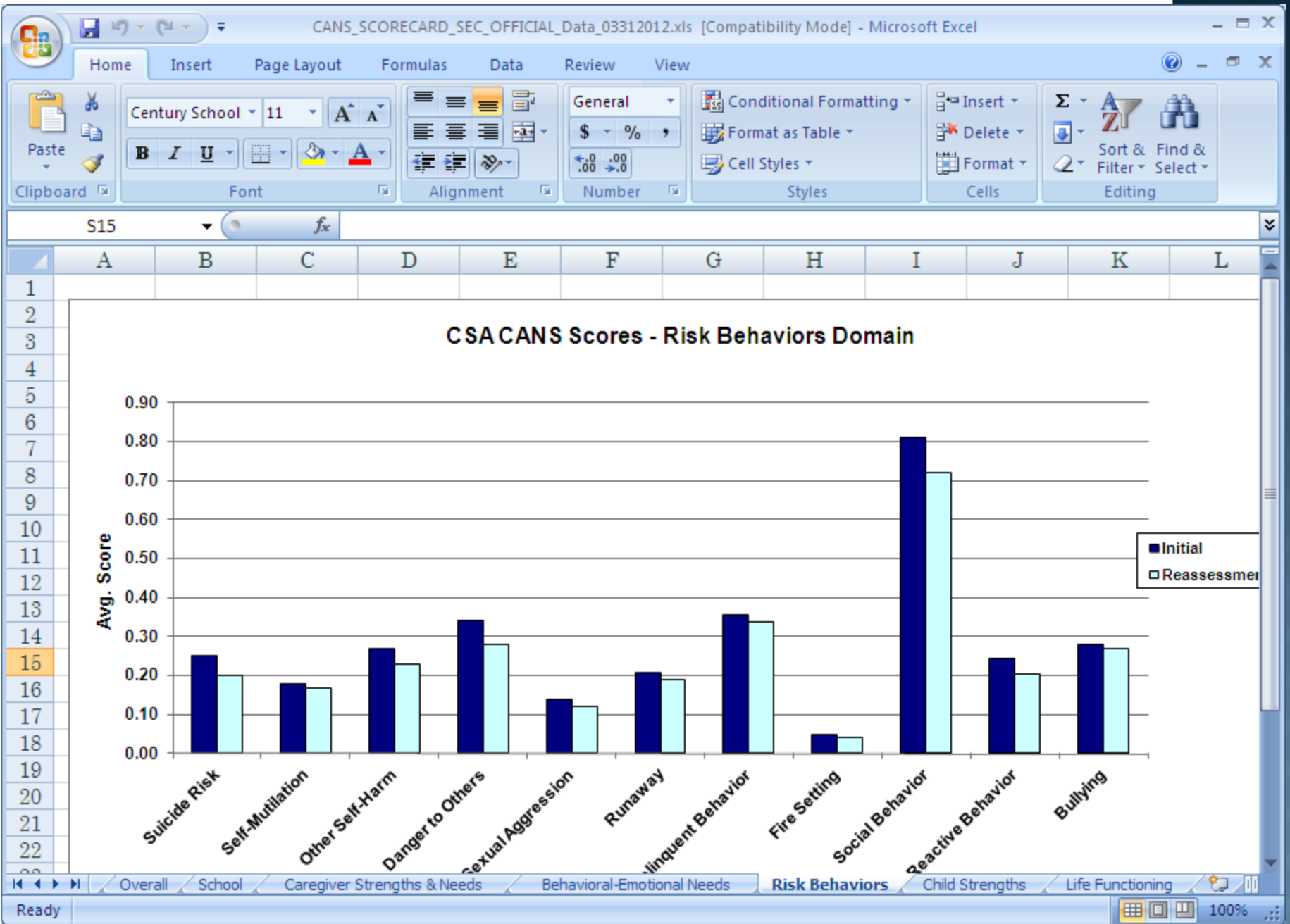
Sort & Find & Filter Select

M30

### CSA CANS Scores - Caregiver Strengths & Needs Domain







# RATINGS OBSERVATIONS

- Ratings average approximately “1.1”- indicates mild needs
- Appears that do not accurately reflect the severity of needs of CSA children, youth and families
- Critical that assessors reliably rate the CANS to:
  - Better serve children and families
  - Provide support for service decisions
  - Demonstrate improvement after intervention

# “RESIDENTIAL” ALGORITHM

- ◉ Added in July 2012-still pilot
- ◉ Profile of child’s ratings on items...certain combinations indicate likelihood that child has would benefit from mental health structured treatment OR intensive community based services in a therapeutic environment
- ◉ Only assesses critical mental health factors, to provide basis for placement in residential treatment; does not assess removal for child welfare or juvenile justice reasons

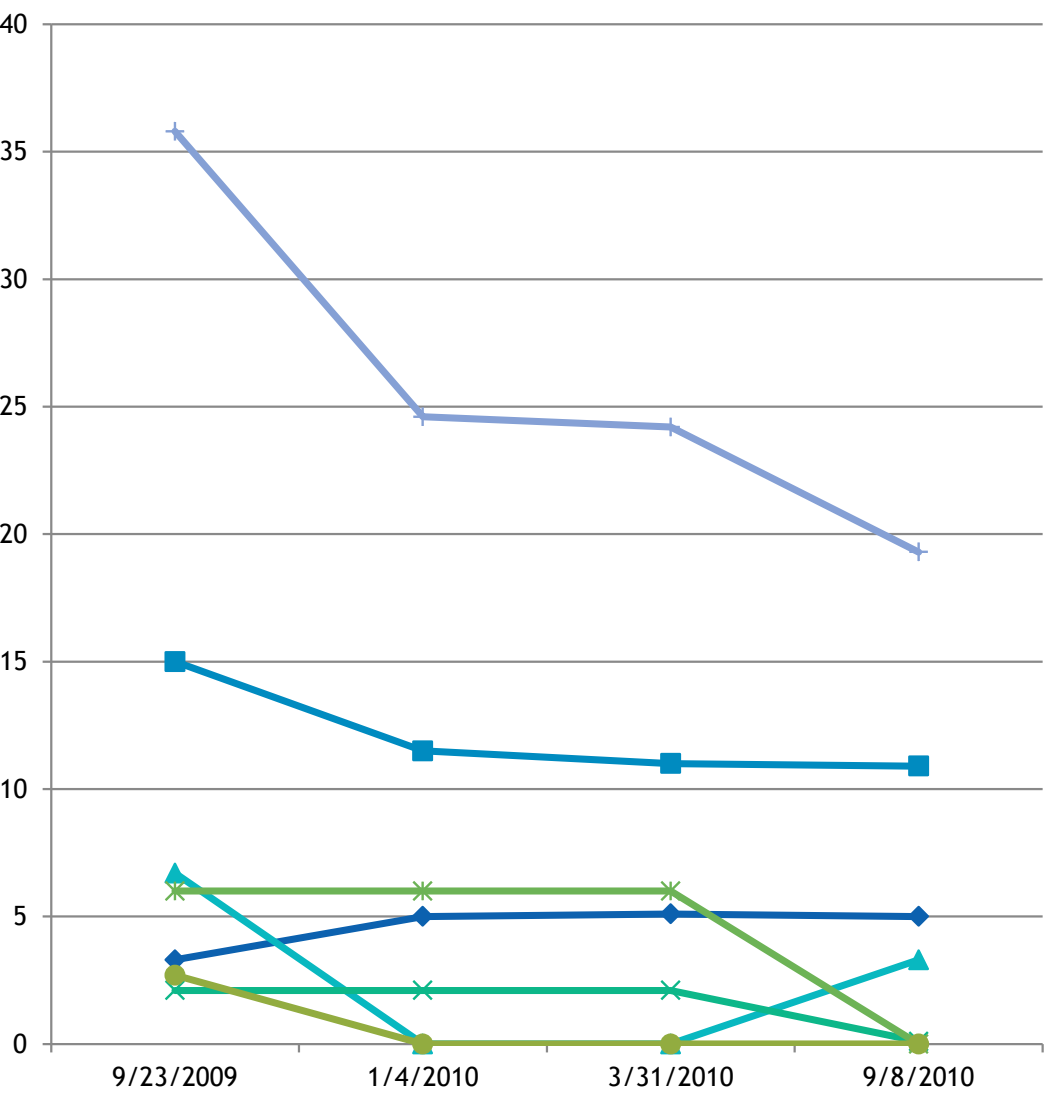


# ALGORITHM IMPLEMENTATION


- ⦿ Assisted in identifying training needs
- ⦿ Consistent under-rating on items by assessors
  - Thirty days
  - Action levels associated with level of need
  - Child in services

*Nine regional training sessions have been held by the Office of Comprehensive Services since January 2012 to improve case manager ability to rate the CANS reliably and explain its use in service planning; approximately 400 individuals trained.*

Child's placement	home	home	home	home
Date of Assessment	9/23/2009	1/4/2010	3/31/2010	9/8/2010
Life Domain	3.3	5	5.1	5
Child Strengths	15	11.5	11	10.9
School	6.7	0	0	3.3
Planned Perm Caregiver	2.1	2.1	2.1	0.1
Child Behavioral/Emotional	6	6	6	0
Child Risk Behaviors	2.7	0	0	0
Totals Domain	35.8	24.6	24.2	19.3



- ◆ Life Domain
- Child Strengths
- ▲ School
- × Planned Perm Caregiver
- \* Child Behavioral/Emotion
- Child Risk Behaviors



# LOCALITY ACCESS TO DATA

- ⦿ Protocol established to create locality access to child specific data in CANVaS
- ⦿ Create “Report User” access similar to CSA Report Preparer for data set

# WHAT WOULD YOU LIKE?

- ⦿ What types of standard reports would be helpful to local Community Policy and Management Teams?

**THANK YOU!**